

1082

LEPLEX



SPECIFICATIONS:

1.8 kg	CRI 82+ 3K and 4K	CRI 70+ 5K	170x170	Tilt 20x20°	SELV	IP44	CE	5 Year warranty	Made in Australia
--------	----------------------	---------------	---------	-------------	------	------	----	--------------------	-------------------

CONSTRUCTION & DESIGN

- Recessed LED adjustable downlight
- Housing and trim is constructed in steel and finished in durable polyester powder-coat paint
- Tilt housing constructed in die cast aluminium alloy and finished in durable polyester powder-coat paint
- Two way tilt adjustable gives aiming flexibility for both ambient and feature lighting with low glare illumination
- Clear tempered glass

OPTICAL & THERMAL PERFORMANCE

- Heatsink manufactured from custom developed aluminium alloy for better and faster heat dissipation
- Efficient optical control with no harsh cut off and ultra low glare by using four reflectors

ELECTRICAL SYSTEM

- Supplied standard with remote driver (refer to dimming options table)
- All drivers come with quick-connect harness, power cord and plug
- Power factor > 0.9 with active power factor correction
- Input voltage 220-240V, 50/60Hz



TECHNICAL PERFORMANCE

- 60W total system power consumption with overload and short circuit protection
- > 65,000 hours lifespan (L70)
- Premium quality LED Module with high lumen output per watt
- Chromaticity tolerance (MacAdam step) - 2
- Available in 3K, 4K or 5K colour temperature with low colour shift over time
- CRI 90+ is available upon request

CODE ORDERING GUIDE:

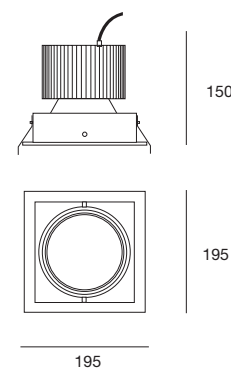
PRODUCT CODE / DIM CODE - COLOUR CODE

Example: 1082-SP-3K-60W-01 or 1082-SP-3K-60W/DALI-01

SYSTEM POWER	COLOUR TEMP.	 24° SP	 55° VWFL	HOT LED LUMENS	LUMINAIRE LUMEN OUTPUT	
		PRODUCT CODE			SP	VWFL
60W	3K	1082-SP-3K-60W	1082-VWFL-3K-60W	7246	6127	6156
	4K	1082-SP-4K-60W	1082-VWFL-4K-60W	7952	6724	6758
	5K	1082-SP-5K-60W	1082-VWFL-5K-60W	7108	6012	6037

DIM CODE	OPTIONS	60W
/DALI	Dali Dimming / Switch Dim	✓
/DSI	Digital Dimming	✓
/AD	Analogue Dimming 1-10V	✓
/DIM	Leading & Trailing edge	x
	Non-dimmable	Std

COLOUR CODE	Trim colour (internal is always black)
-01	Satin White
-06	Matte Black
-10	Bright Silver



OVERALL VIEW

